




Specifications		
Model	1503	1507
		
Insulation Specifications		
Measurement Range	0.01MΩ. to 2000 MΩ.	0.01MΩ. to 10 GΩ.
Test Voltage	500 V, 1000V	50 V, 100 V, 250 V, 500 V, 1000 V
Test Voltage Accuracy	+ 20 %, - 0 %	+ 20 %, - 0 %
Short Circuit Current	1 mA nominal	1 mA nominal
Auto Discharge	Discharge time < 0.5 second for C = 1 μF or less	Discharge time < 0.5 second for C = 1 μF or less
Live Circuit Indicator	Inhibit test if terminal voltage > 30 V prior to initializations of test	Inhibit test if terminal voltage > 30 V prior to initializations of test
Maximum Capacitive Load	Operable with up to 1 μF load	Operable with up to 1 μF load
Features		
User selectable test voltage for many applications	●	●
Additional test voltages 50V, 100V, 250V		●
Special remote control prob for easy and safe measurement	●	●
Auto-discharge of capacitive voltage for added user protection	●	●
Live circuit detection prevents insulation test if voltage >30V is detected for added user protection	●	●
Save both time and money with automatic calculation of polarizations index and dielectric ratio		●
Auto power off to save batteries	●	●
Large display with backlight	●	●
Continuity function (200 mA)	●	●
Compare function (pass/fail) for fast repetitive tests	●	●



Fluke 1503



Fluke 1507

SGM Lab Solutions

Regd. Office: BA-15, Mangolpuri Industrial Area Phase-II Delhi-110034 +91-11-48481414, +91-8130897474
 Branch Office: No.26, "Shri" Complex, 2nd Floor, Bendre Nagar, Above "SBM" ATM, Subramanya Pura Main Road, Kadirenahalli, Bangalore-560070 +91-80-42287106, +91-9902011444
 Fax: +91-11-4385 2040 Email: info@lab360.co.in